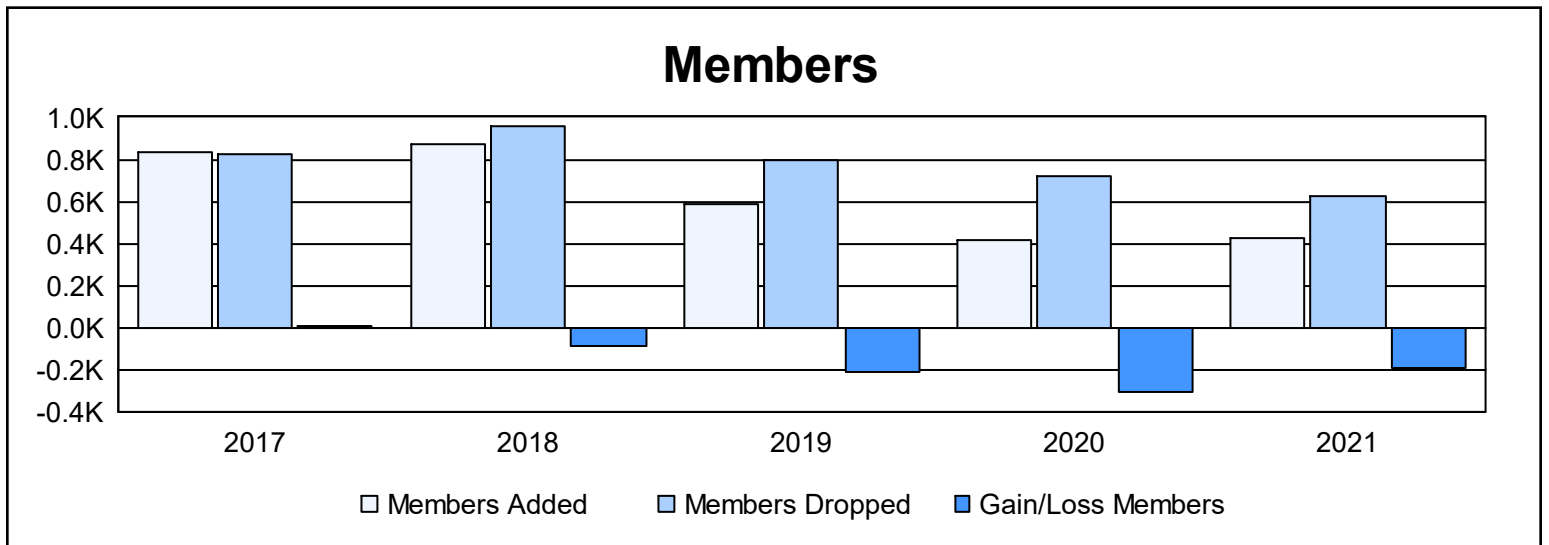
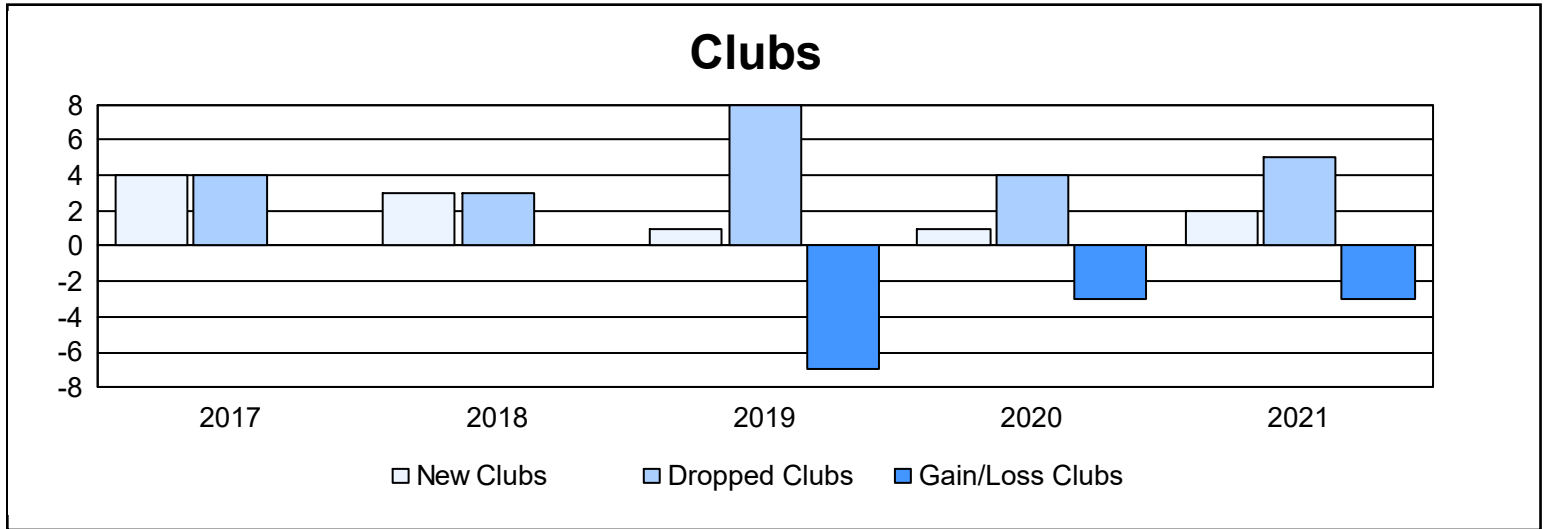
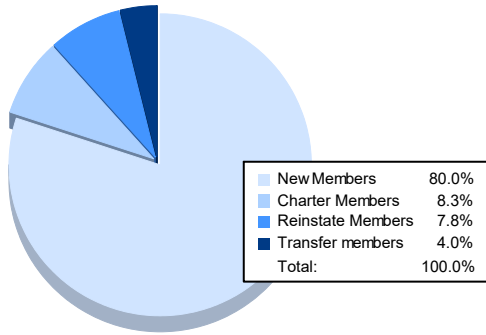


Year	New Clubs	Dropped Clubs	Gain/ Loss Clubs	New Members	Charter Members	Reinstate Members	Transfer Members	Total Member Added	Total Members Dropped	Gain/ Loss Members
2016-2017	4	4	0	647	128	31	27	833	828	5
2017-2018	3	3	0	647	143	51	27	868	958	-90
2018-2019	1	8	-7	504	33	20	27	584	793	-209
2019-2020	1	4	-3	289	37	37	48	411	721	-310
2020-2021	2	5	-3	339	35	33	17	424	621	-197
<b>Average</b>	<b>2</b>	<b>5</b>	<b>-3</b>	<b>485</b>	<b>75</b>	<b>34</b>	<b>29</b>	<b>624</b>	<b>784</b>	<b>-160</b>



### Membership Composition June 2021 Cumulative



### Gender Composition June 2021 Cumulative

